

Columbia County, PA

Regional Police Study

Presented March 4, 2021

Town of Bloomsburg

Briar Creek Township

Catawissa Borough

Conyngham Township

Hemlock Township

Madison Township

Millville Borough

North Centre Township

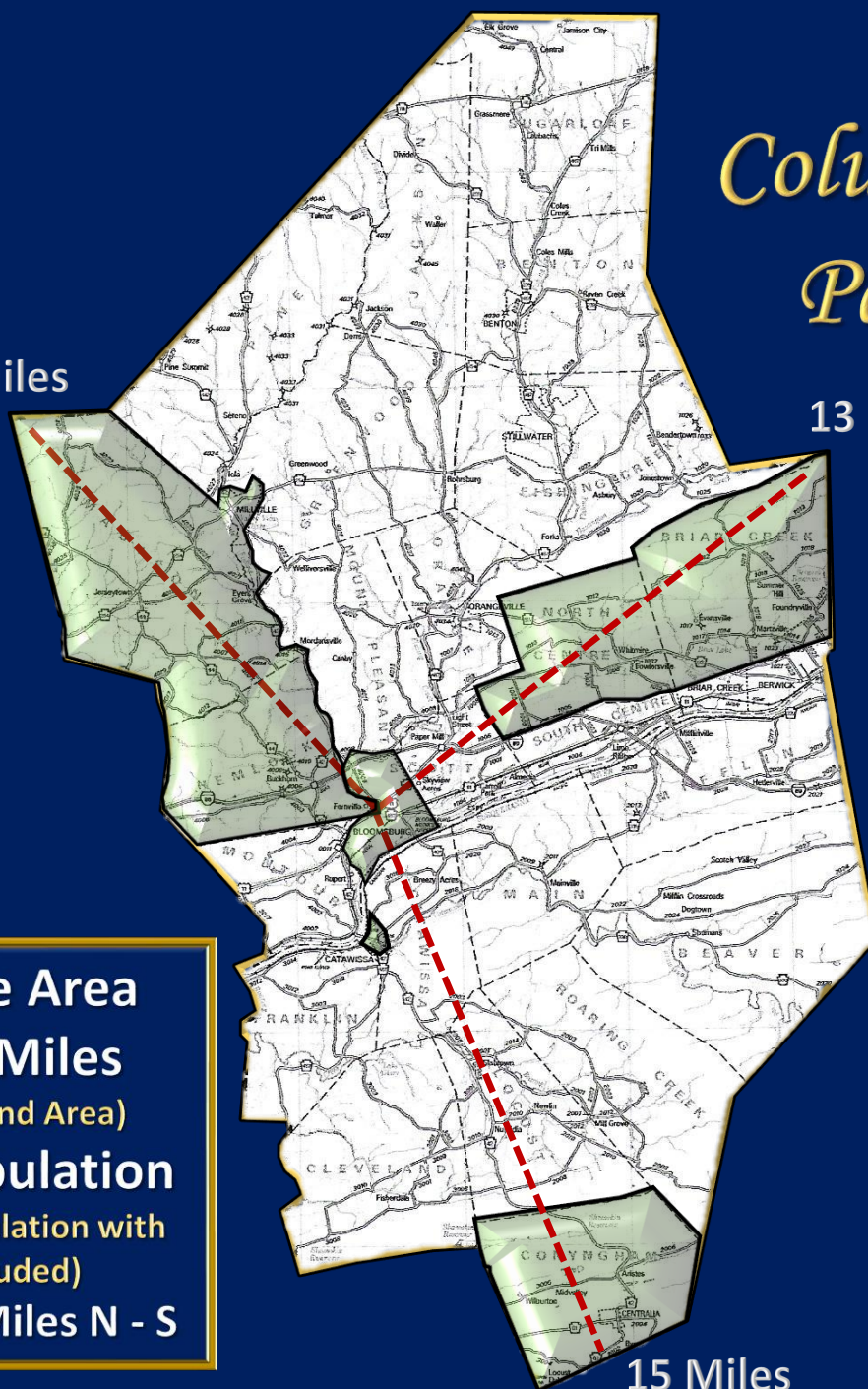
Demographics of the Municipalities

CATEGORY	Bloomsburg	Briar Creek	Catawissa	Conyngham	Hemlock	Madison	Millville	North Centre	TOTALS
Population	14,855	3,016	1,552	743	2,232	1,600	948	2,127	27,073
% of Population	55%	11%	6%	3%	8%	6%	4%	7%	100%
Population Density	3,161	140	3,104	31	126	45	948	142	226
Households	4,755	1,225	710	337	712	591	380	735	9,445
Square Miles	4.7	21.2	.5	24.0	17.7	35.3	1.0	15.0	119.4
% of Square Miles	4%	18%	.1%	20%	15%	29.8%	.1%	13%	100%
Total Road Miles	41.7	49.6	10.2	24.0	66.3	89.5	7.2	45.3	333.8
% of Road Miles	12%	15%	3%	7%	20%	27%	2%	14%	100%
Part 1 Crimes (2019)	229	22	25	n/a	67	w/Hemlock	w/Hemlock	w/Briar Creek	343
Part 2 Crimes (2019)	544	147	75	n/a	176	w/Hemlock	w/Hemlock	w/Briar Creek	942
Total Crimes	773	169	100	n/a	243	w/Hemlock	w/Hemlock	w/Briar Creek	1,285
Full-Time Officers	17	5	5	0	9	0	0	0	36
Part-Time Officers	1	3	7	0	2	0	0	0	13 (6.5 FTE)
Police Clerical Staff	1	0	0	0	0	0	0	0	1
Police Vehicles	12	5	2	0	6	0	0	0	25

Columbia County, Pennsylvania

14 Miles

13 Miles



Regional Police Area

119.4 Square Miles

(25% of the County Land Area)

27,073 Base Population

(47% of the County Population with
BU enrollment included)

20 Miles E - W; 29 Miles N - S

15 Miles

Proposed
Regional
Police Costs

Proposed Police Staffing Levels

For the combined municipalities based on the IACP Population Formula

Category	Totals
Population (2020 provided by the Municipalities & U.S. Census updates)	27,073
Number of Estimated Incidents (@ 550 per 1,000 residents)	14,890
Time Spent on Incidents; 45 Minutes Average (Multiply above by .75)	11,168
Buffer Time for Patrol (Multiply above by 3)	33,504
Staffing Hours (Divide above by 2920)	11.47
Availability Hours (Multiply above by 1.72)	19.73
PATROL OFFICERS <i>Required per IACP Formula</i>	20
• Chief of Police	1
• Captains (Patrol & Auxiliary Services)	2
• Sergeants (IACP Standard: 1 Line Supervisor for 4 to 7 Officers)	6
• Additional Officers (Traffic Unit / Patrol)	4
• Detectives (1,285 Total Reported Crimes; 322 per Detective)	4
• Clerical Staff (IACP Standard: 1 Staff Person for 8 to 10 Officers)	4
Total Police Officers & Staff Recommended	37 + 4

Personnel Budget Option # 1; 37 FT Officers

Salary of Police Chief (\$95,000)	\$95,000
Salary of Captains (2 @ \$85,000 each)	\$170,000
Salary of Sergeants (6 @ \$75,000 each)	\$450,000
Salary of Officers/Detectives (28 @ \$55,000 avg.) (Current Range: \$42,245 - \$66,782)	\$1,540,000
Salary of Staff (1 Admin Assistant @ \$40,000 & 3 Clerical Staff @ \$33,333 each)	\$140,000
Overtime (6 Sergeants & 28 Officers @ \$2,500 average; 2,125 total hours @ \$40/hour)	\$85,000
SALARIES	\$2,480,000
BENEFITS (Includes all below items for 41 total FT personnel @ \$39,025 average)	\$1,600,000
• Medical Insurance	Included
• Social Security / Medicare	Included
• Life Insurance / Liability Insurance	Included
• Workers Comp / Unemployment Insurance	Included
• Municipal Pension (MMO / Other) Contributions	Included
• Contractual Payments (Longevity, Positions, Educational, Sick Time, etc.)	Included
PERSONNEL COST TOTAL (87% of the Proposed Budget)	\$4,080,000

Personnel Budget Option # 2; 31 FT & 6 PT Officers

Salary of Police Chief (\$95,000)	\$95,000
Salary of Captains (2 @ \$85,000 each)	\$170,000
Salary of Sergeants (6 @ \$75,000 each)	\$450,000
Salary of Full-Time Officers/Detectives (22 @ \$55,000 avg) (Current Range \$42,245-\$66,782)	\$1,210,000
Salary of Part-Time Officers (6 @ \$19/Hour @ 1,000 Hours each)	\$114,000
Salary of Staff (1 Admin Assistant @ \$40,000 & 3 Clerical Staff @ \$33,333 each)	\$140,000
Overtime (6 Sergeants & 22 Full-Time Officers @ \$2,000 average; 1,400 hours @ \$40/hour)	\$56,000
SALARIES	\$2,235,000
BENEFITS (Includes all below items for 35 total Full-Time personnel @ \$39,030 average)	\$1,366,000
• Medical Insurance	Included
• Social Security / Medicare	Included
• Life Insurance / Liability Insurance	Included
• Workers Comp / Unemployment Insurance	Included
• Municipal Pension (MMO / Other) Contributions	Included
• Contractual Payments (Longevity, Positions, Educational, Sick Time, etc.)	Included
PERSONNEL COST TOTAL (86% of the Proposed Budget)	\$3,601,000
• Salary/Benefit savings using Option # 2 (37 to 31 FT Officers)	\$479,000

Police Executive Research Forum

Washington, D.C.

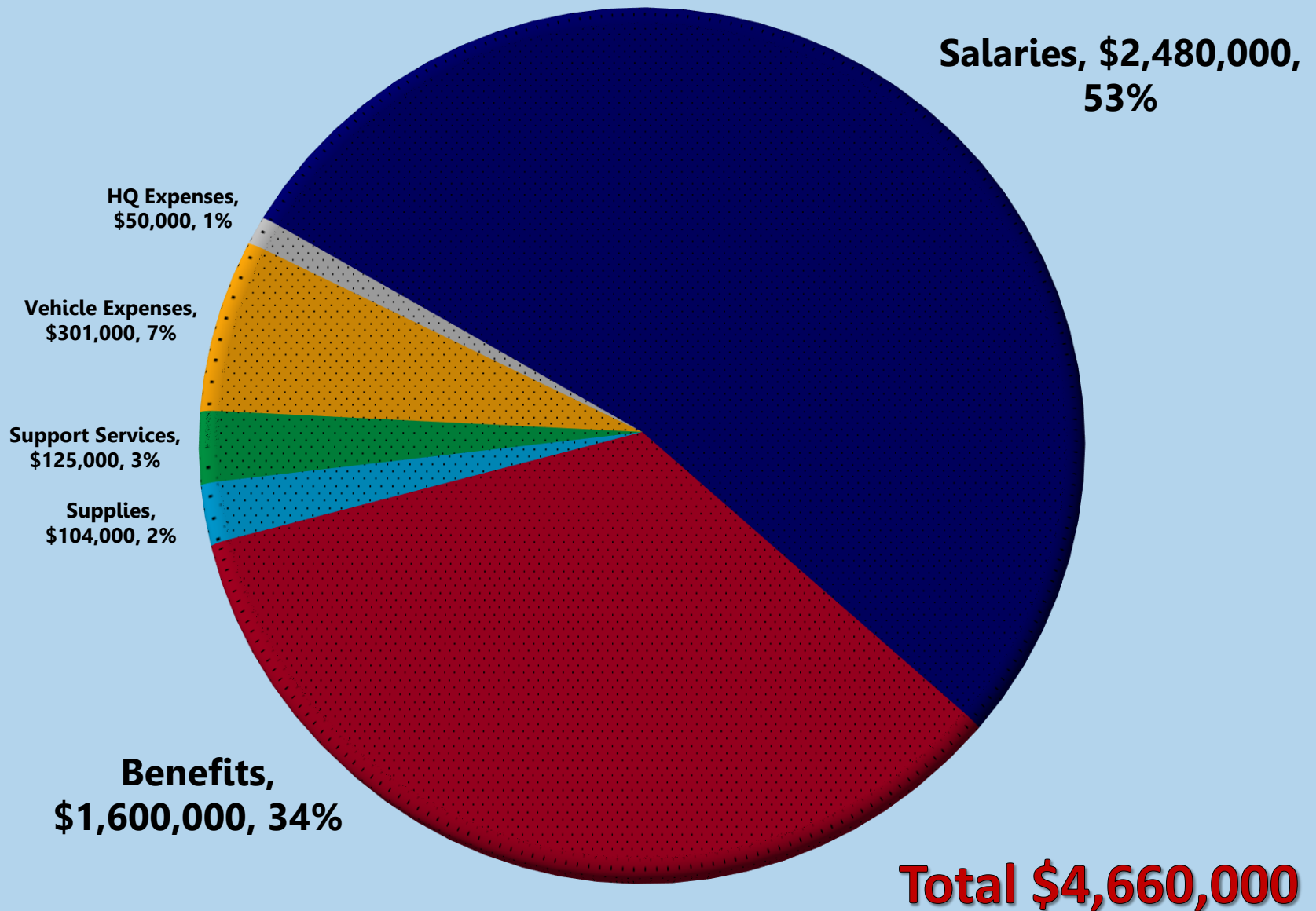
Police Personnel Cost Survey

- PERF conducted a budget survey of 297 various sized Police Departments throughout the U.S.
- On average, it found that those police departments spent 85% of their annual budgets on personnel costs.
- The range of these percentages was from 61% to 98.5%.
- The Columbia County Regional P.D.'s proposed personnel costs are projected at 87% or 86%, or only 2% or 1% above the national survey average.

Proposed Regional Budget; *Non-Personnel Costs*

Uniforms & Patrol Related Equipment (37 FT or 31 FT/6 PT Officers @ \$1,000 each)	37,000
Office Supplies & General Equipment	20,000
Education & Training (37 FT or 31 FT/6 PT Officers @ \$500 average)	18,500
Dues, Memberships & Legal Publications (37 FT or 31 FT/6 PT Officers @ \$120 average)	4,500
Computers & Related Equipment, New Software & Updates, RMS & Data Services	25,000
Police Equipment (New Purchases, Maintenance and Repairs)	10,000
Vehicle Maintenance & Repairs (21 Vehicles @ \$2,000 average)	42,000
Vehicle Gas & Oil (21 Vehicles @ \$4,000 average)	84,000
Vehicle & Property Insurance	25,000
Utilities & Building Maintenance	10,000
Crime Prevention & Public Relations Programs	2,000
Traffic Enforcement Equipment & Maintenance	2,000
Vehicles – 3 New SUV's (\$45,000 each & 18 retained vehicles from former PD's repainted, etc.)	155,000
Miscellaneous Expenses (First Aid Supplies, Ammunition, Taser Supplies, Other Supplies, etc.)	10,000
Telephones & Related Service Expenses (Includes Postage, Website Design / Host, etc.)	10,000
Headquarters Expenses (Modular Building Rental @ \$1,500/month & New Signs, Furniture, etc.)	25,000
Legal Services (Regional Police Commission Solicitor & Initial Legal Expenses)	75,000
Accounting, Financial Services & Software (Payroll, Accounts, etc.)	25,000
NON-PERSONNEL COST TOTAL (13% or 14% of Proposed Budget)	\$580,000

Budget Breakdown by Category



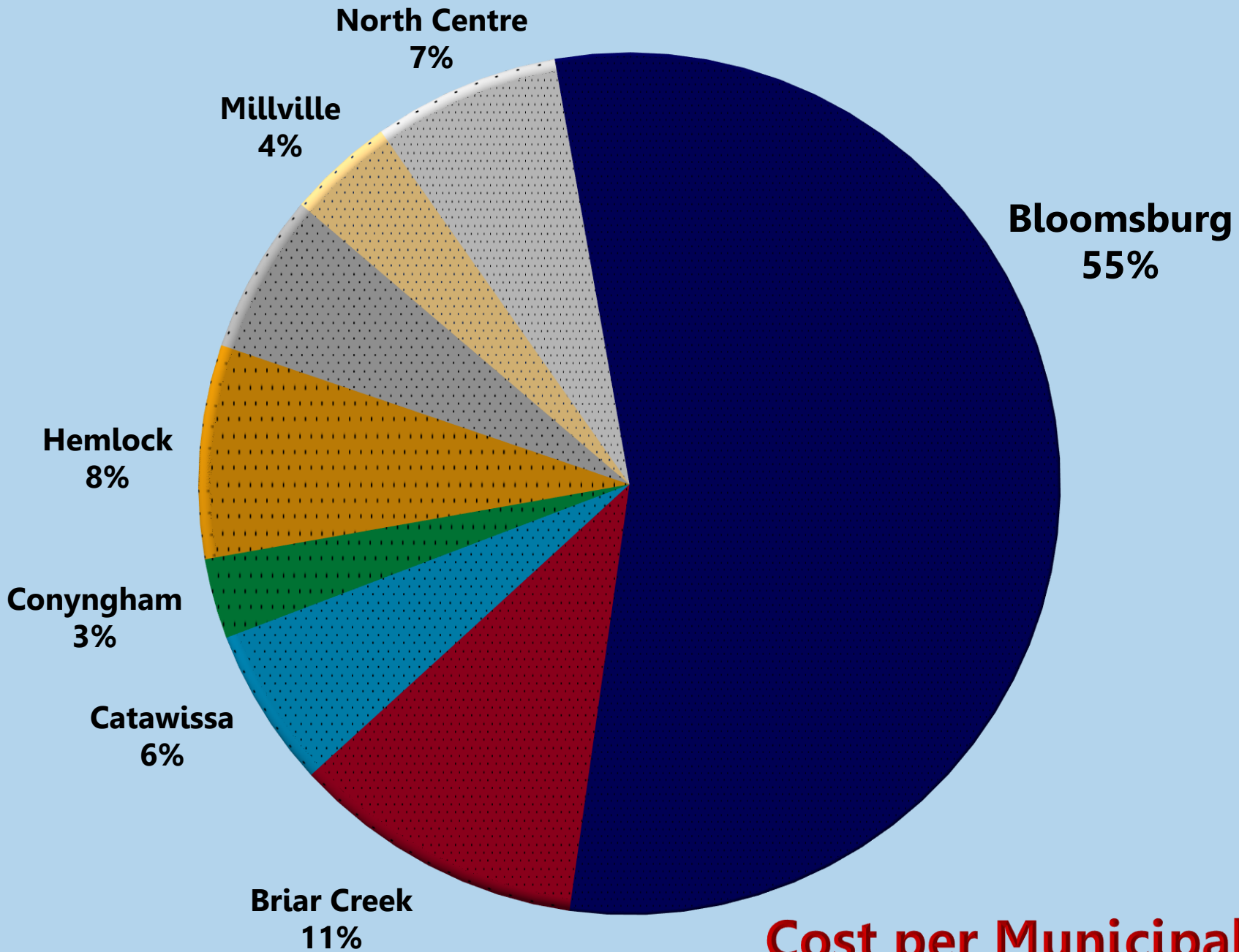
Cost
Distribution
by
Municipal
Population

Regional Police Budget; *By Municipal Population*

37 Full-Time Officers & 4 Clerical Staff; \$4,660,000 Total Proposed Budget

Municipality	Population	% of Population & % of Cost Share	2021 Yearly Per Capita Costs	2021 Daily Per Capita Costs	2021 Proposed Regional Amount
Bloomsburg	14,855	55%	\$173	.47	\$2,563,000
Briar Creek	3,016	11%	\$170	.47	\$512,600
Catawissa	1,552	6%	\$180	.49	\$279,600
Conyngham	743	3%	\$188	.52	\$139,800
Hemlock	2,232	8%	\$167	.46	\$372,800
Madison	1,600	6%	\$175	.48	\$279,600
Millville	948	4%	\$197	.54	\$186,400
North Centre	2,127	7%	\$153	.42	\$326,200
Totals / Average	27,073	100%	\$172	.47	\$4,660,000

Note: Three DCED studies have shown an average cost reduction of 25%, after the first year, for Regional PD's



Cost per Municipality

Cost
Distribution
by
Municipal
Coverage

Proposed Regional PD 5 Patrol Zones

14 Miles
from HQ

13 Miles
from HQ

Zone 1

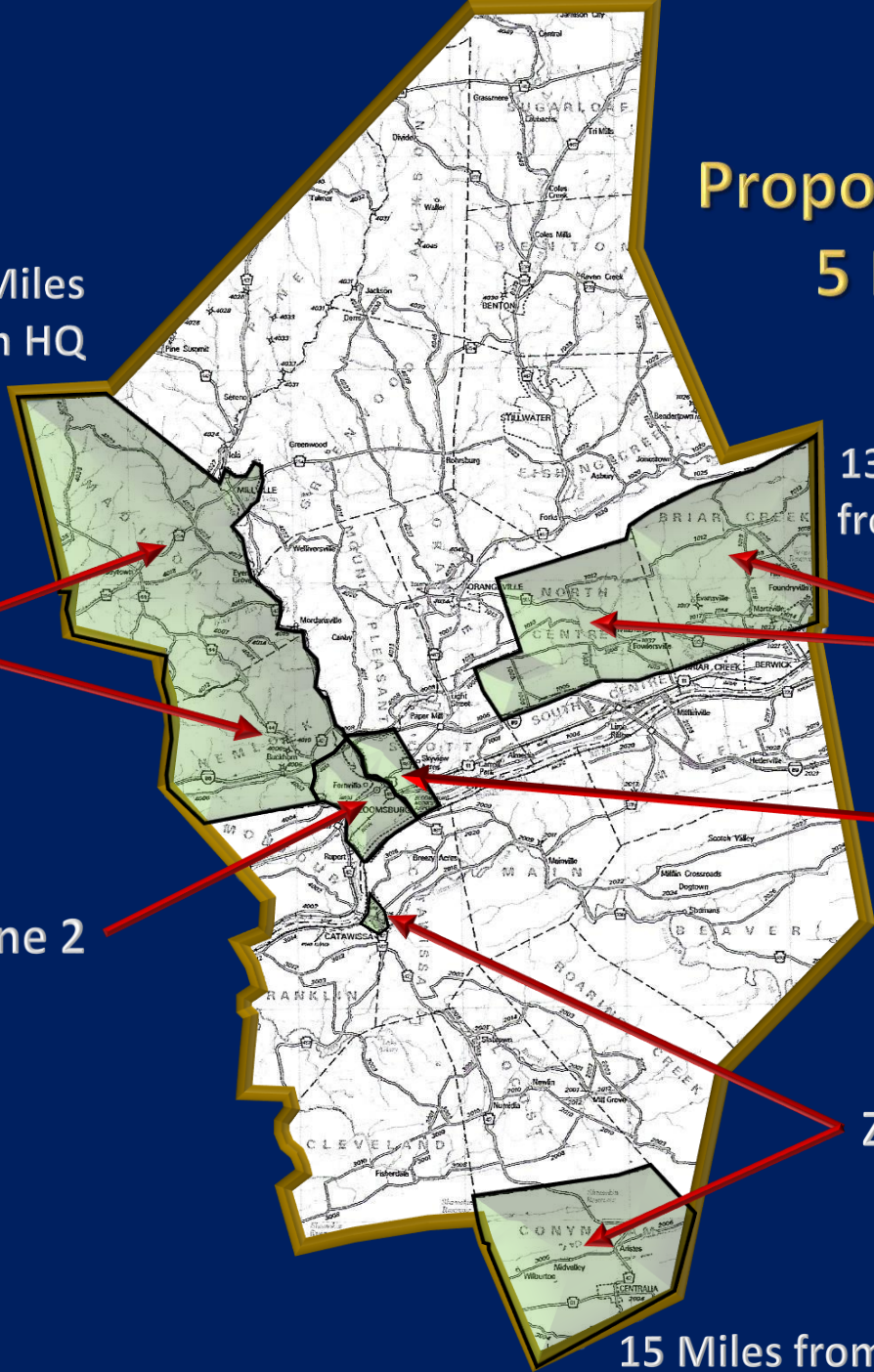
Zone 4

Zone 3

Zone 2

Zone 5

15 Miles
from HQ



Regional Police Budget; *By Coverage Received*

37 Full-Time Officers & 4 Clerical Staff; \$4,660,000 Total Proposed Budget; @ \$59.11 per Hour

Municipality	Patrol Zone	Population	Projected Calls for Service	Projected Officers per Shift	Projected Officer Hours per Day	Projected Officer Hours per Year	2021 Proposed Regional Amount
Hemlock (90%)	1 (4,557)	2,009	1,228	1.0	24	8,760	\$517,800
Madison	1	1,600	880	.25	6	2,190	\$129,400
Millville	1	948	520	.25	6	2,190	\$129,400
Bloomsburg W	2	7,650	4,085	2.5	60	21,900	\$1,294,500
Bloomsburg E	3	7,428	4,085	2.5	60	21,900	\$1,294,500
Briar Creek	4 (5,143)	3,016	1,659	1.0	24	8,760	\$517,800
North Centre	4	2,127	1,170	.5	12	4,380	\$258,800
Catawissa	5 (2,295)	1,552	854	.75	18	6,570	\$388,400
Conyngham	5	743	409	.25	6	2,190	\$129,400
TOTALS	1 - 5	27,073	14,890	9.0	216	78,840	\$4,660,000

2020 Municipal vs 2021 Regional Costs (By Coverage)

Municipality	Patrol Zone & Pop	2020 Municipal Police Budget	2021 Regional Proposed Budget	2020 Per Capita	2021 Per Capita	Difference Per Capita	PSP Coverage Savings
Hemlock	1 (4,557)	\$794,734	\$517,800	\$356	\$232	- \$124	- \$17,562
Madison	1	\$48,410	\$129,400	\$30 (3 Hours/Day)	\$81 (6 Hours/Day)	+ \$51	- \$13,340
Millville	1	\$77,663	\$129,400	\$82 (4.5 Hours/Day)	\$137 (6 Hours/Day)	+ \$55	- \$7,477
Bloomsburg	2 + 3 (15,078)	\$2,324,817	\$2,589,000	\$157	\$174	+ \$17	- \$72,392
Briar Creek	4 (5,143)	\$493,759	\$517,800	\$164	\$172	+ \$8	- \$25,611
North Centre	4	\$96,717	\$258,800	\$46 (6 Hours/Day)	\$122 (12 Hours/Day)	+ \$76	- \$19,082
Catawissa	5 (2,295)	\$428,900	\$388,400	\$276 (24 Hours/Day)	\$250 (18 Hours/Day)	- \$26	- \$7,997
Conyngham	5	\$0	\$129,400	\$0 (PSP Coverage)	\$174 (6 Hours/Day)	+ \$174	- \$15,090
TOTALS	1 - 5	\$4,265,000	\$4,660,000	\$158	\$172	+ \$14	- \$178,551
TOTALS: Less PSP Costs of \$178,551		\$4,265,000	\$4,481,449	\$158	\$166	+ \$8	n/a

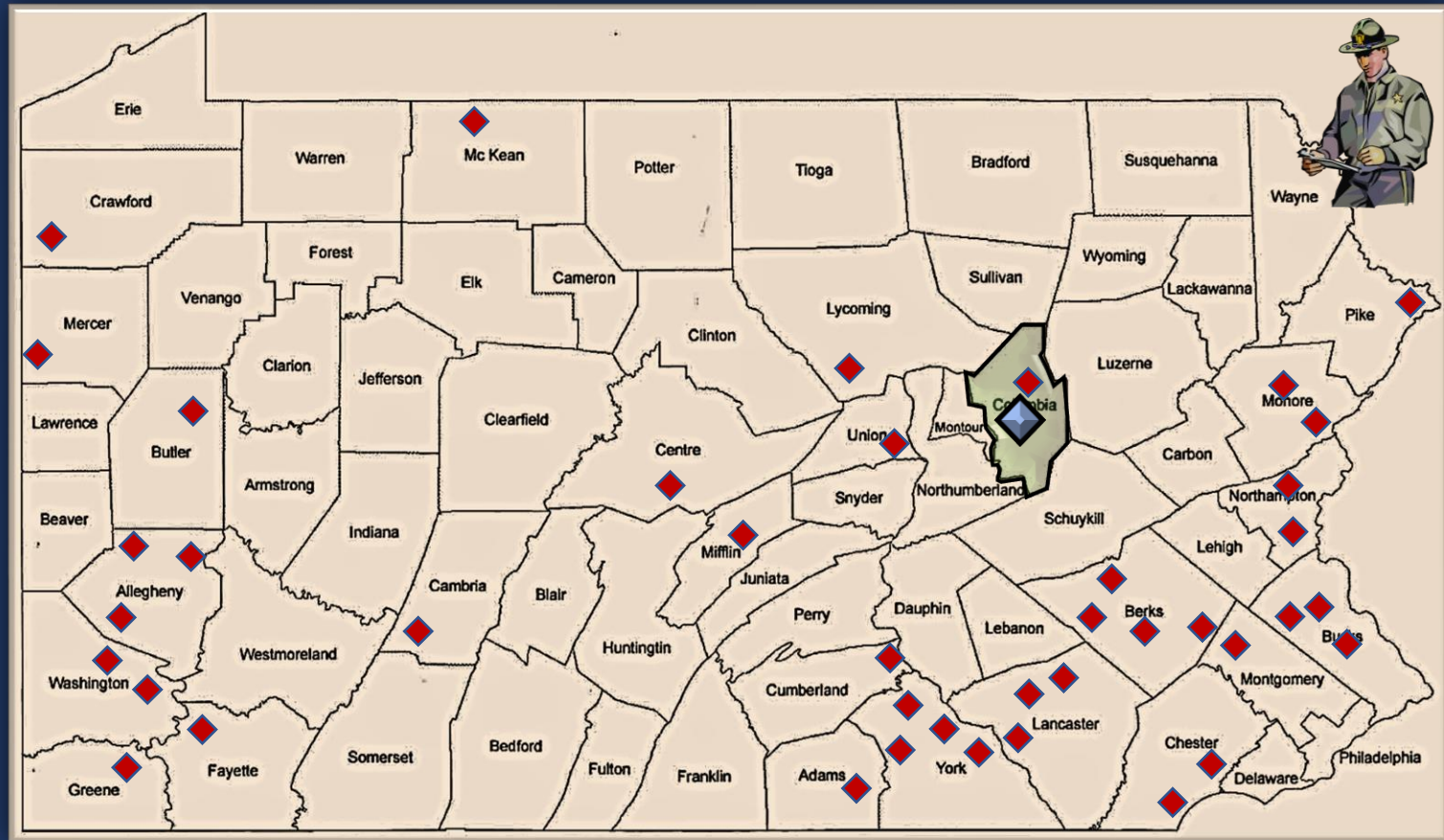
COUNTY	MUNICIPALITY	POPULATION	MEDIAN INCOME	PSP BLOOMSBURG	STATION OPERATION COST	COST PER MUNICIPALITY PRE-FACTORS	COST PER PERSON PRE-FACTORS	FULL/PART TIME FACTORS	INCOME TIER FACTOR	COST PER MUNICIPALITY POST-FACTORS	COST PER PERSON POST-FACTORS
Columbia	Beaver Township	814	58125			\$66,938.99	\$82.23	1	0.420	\$28,114.38	\$34.54
Columbia	Benton Borough	755	50208			\$62,087.15	\$82.23	0.5	0.420	\$13,038.30	\$17.27
Columbia	Benton Township	1407	57500			\$115,704.13	\$82.23	1	0.420	\$48,595.73	\$34.54
Columbia	Berwick Borough	10073	40227			\$828,349.43	\$82.23	0.25	0.250	\$51,771.84	\$5.14
Columbia	Bloomsburg Town	14085	32217			\$1,158,274.77	\$82.23	0.25	0.250	\$72,392.17	\$5.14
Columbia	Briar Creek Borough	845	29444			\$69,488.26	\$82.23	1	0.250	\$17,372.07	\$20.56
Columbia	Briar Creek Township	2966	59755			\$243,907.91	\$82.23	0.25	0.420	\$25,610.33	\$8.63
Columbia	Catawissa Borough	1556	41184			\$127,957.08	\$82.23	0.25	0.250	\$7,997.32	\$5.14
Columbia	Catawissa Township	916	76875			\$75,326.92	\$82.23	0.5	0.420	\$15,818.65	\$17.27
Columbia	Centralia Borough	9	0			\$740.11	\$82.23	1	0.250	\$185.03	\$20.56
Columbia	Cleveland Township	1209	58914			\$99,421.67	\$82.23	0.25	0.420	\$10,439.28	\$8.63
Columbia	Conyngham Township	734	43269			\$60,360.22	\$82.23	1	0.250	\$15,090.05	\$20.56
Columbia	Fishing Creek Township	1394	65536			\$114,635.07	\$82.23	1	0.420	\$48,146.73	\$34.54
Columbia	Franklin Township	588	59219			\$48,353.96	\$82.23	0.25	0.420	\$5,077.17	\$8.63
Columbia	Greenwood Township	2049	53935			\$168,498.76	\$82.23	1	0.420	\$70,769.48	\$34.54
Columbia	Hemlock Township	2034	73750			\$167,265.24	\$82.23	0.25	0.420	\$17,562.85	\$8.63
Columbia	Jackson Township	665	60625			\$54,686.03	\$82.23	1	0.420	\$22,968.13	\$34.54
Columbia	Locust Township	1458	60500			\$119,898.09	\$82.23	0.25	0.420	\$12,589.30	\$8.63
Columbia	Madison Township	1545	64063			\$127,052.50	\$82.23	0.25	0.420	\$13,340.51	\$8.63
Columbia	Main Township	1326	72917			\$109,043.12	\$82.23	0.5	0.420	\$22,899.06	\$17.27
Columbia	Mifflin Township	2134	54013			\$175,488.70	\$82.23	0.25	0.420	\$18,426.31	\$8.63
Columbia	Millville Borough	866	50438			\$71,215.19	\$82.23	0.25	0.420	\$7,477.59	\$8.63
Columbia	Montour Township	1418	62434			\$116,608.71	\$82.23	0.5	0.420	\$24,487.83	\$17.27
Columbia	Mount Pleasant Township	1534	61786			\$126,147.92	\$82.23	1	0.420	\$52,982.13	\$34.54
Columbia	North Centre Township	2210	62778			\$181,738.53	\$82.23	0.25	0.420	\$19,082.55	\$8.63
Columbia	Orange Township	1019	67500			\$83,797.09	\$82.23	0.5	0.420	\$17,597.39	\$17.27
Columbia	Orangeville Borough	434	49375			\$35,689.83	\$82.23	0.5	0.250	\$4,461.23	\$10.28
Columbia	Pine Township	1063	50481			\$87,415.41	\$82.23	1	0.420	\$36,714.47	\$34.54
Columbia	Roaring Creek Township	443	54375			\$36,429.94	\$82.23	0.25	0.420	\$3,825.14	\$8.63
Columbia	Scott Township	5058	60061			\$415,942.76	\$82.23	0.25	0.420	\$43,673.99	\$8.63
Columbia	South Centre Township	2047	38750			\$168,334.29	\$82.23	0.25	0.250	\$10,520.89	\$5.14
Columbia	Stillwater Borough	258	42321			\$21,216.53	\$82.23	1	0.250	\$5,304.13	\$20.56
Columbia	Sugarloaf Township	803	44018			\$66,034.41	\$82.23	1	0.250	\$16,508.60	\$20.56
		65,715		PSP BLOOMSBURG	\$5,404,048.74				0.250	\$780,840.64	

Source / Link: www.psp.pa.gov/Pages/Municipal-Funding-Proposal.aspx

Regional
& State
Comparisons

41 Regional PD's in 25 Counties (144+ Municipalities)

215 more contract coverage from other Police Departments



630 Full-Time & 130 Part-Time Officers

Statewide Regional PD average is 1.1 Officers per 1,000

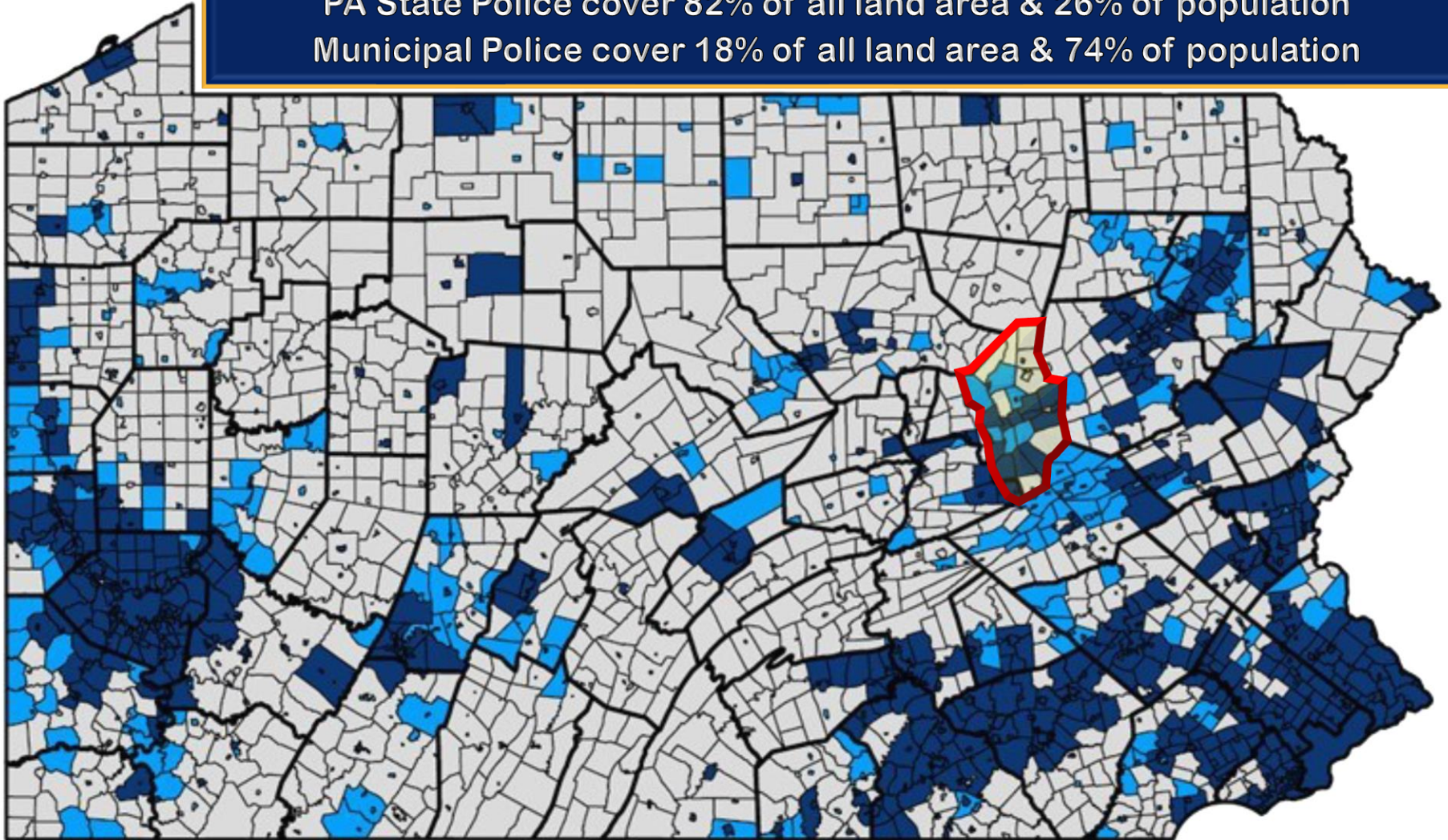
Pennsylvania Regional Police Department Comparisons

(3 Current & 1 Proposed Regional Departments 25,000 – 36,000 Population)

PA Regional Police Department	Resident Population	Municipalities	Total Officers	Square Miles	Officers per 1,000 Residents	Per Capita Cost
Northern Lancaster	35,723	3	27 FT	72	.8	\$116
Stroud Area (Monroe County) (Has East Stroudsburg University)	34,620	3	51 FT	39.1	1.5	\$235
Westtown-East Goshen (Chester County) (Has West Chester University)	32,269	3	36 FTE (30 FT + 12 PT)	22.6	1.1	\$240
Columbia County (Proposed Option # 1) (Has Bloomsburg University)	27,073	8	37 FT	119.4	1.4	<u>\$172</u>
Average (4)	32,421	4	38	63.3	1.2	\$191
Average if using Option # 2 (31 FT & 6 PT Officers)					1.3	<u>\$155</u>
Average of all 41 PA Regional Police Departments					1.1	\$161

2,560 Local Municipalities in Pennsylvania

PA State Police cover 82% of all land area & 26% of population
Municipal Police cover 18% of all land area & 74% of population



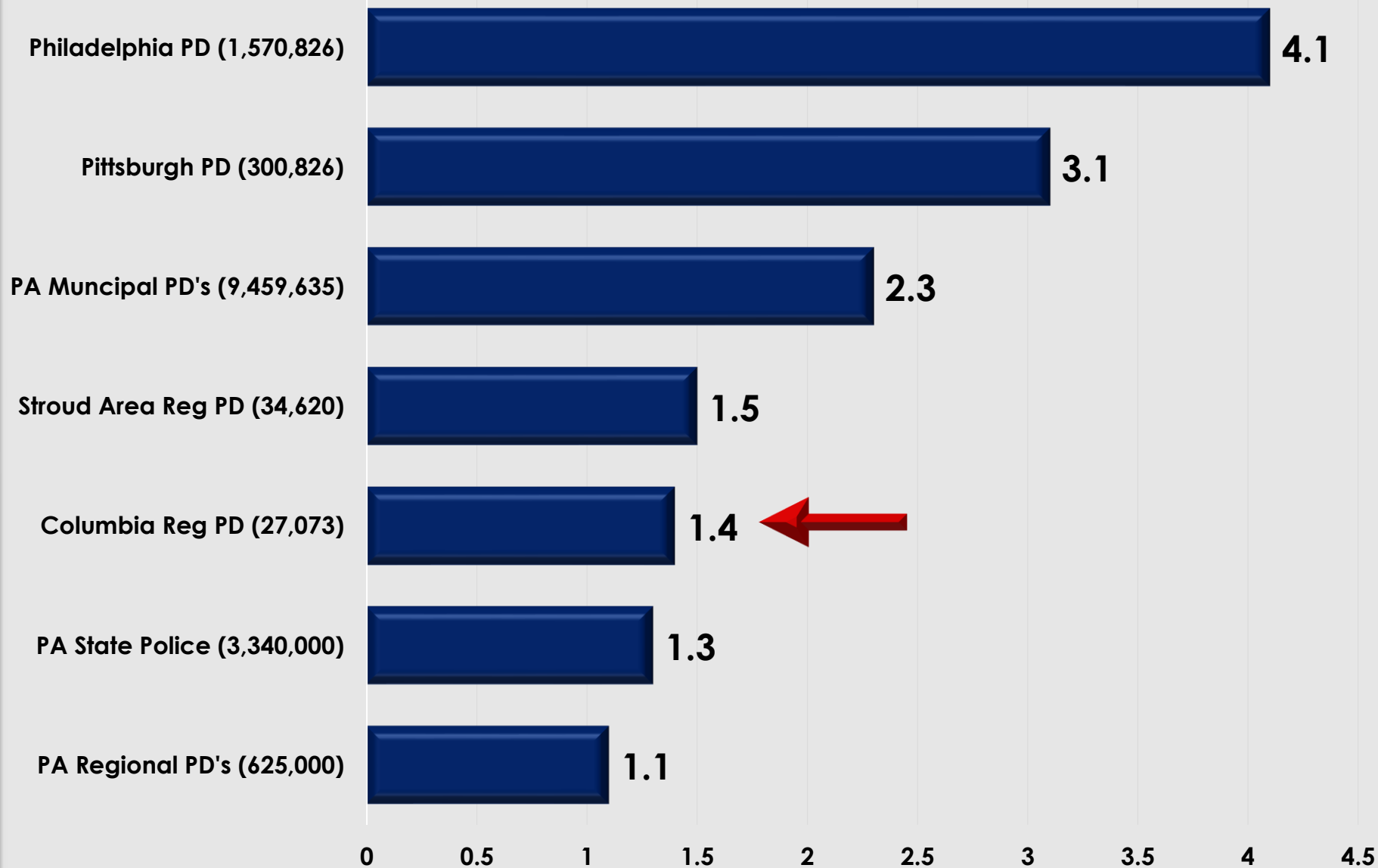
Data Source: PSP, Municipality coverage as of Jan. 2019
House Appropriations Committee (D), Feb. 2019

Full-Time PSP Coverage

Part-Time PSP Coverage

Full-Time Local Coverage

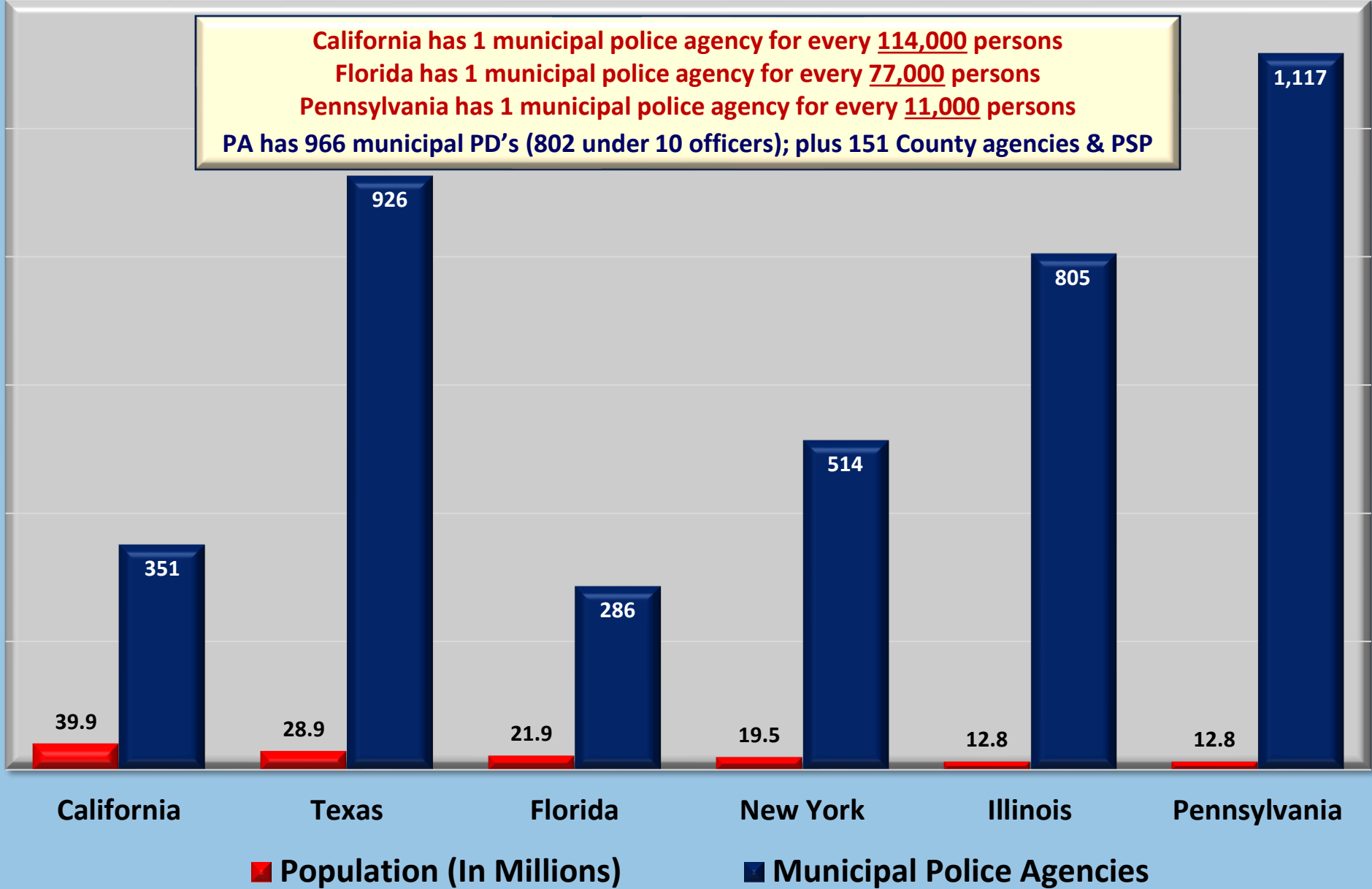
Officers per 1,000 Population in Pennsylvania



Six Largest States; Police Agency Comparisons

Sources: 2018-2019 FBI Uniform Crime Reports (California, Texas, Florida, New York, Illinois, Pennsylvania); 2019 U.S. Census Updates

California has 1 municipal police agency for every 114,000 persons
Florida has 1 municipal police agency for every 77,000 persons
Pennsylvania has 1 municipal police agency for every 11,000 persons
PA has 966 municipal PD's (802 under 10 officers); plus 151 County agencies & PSP



Columbia County, *Commonwealth* of Pennsylvania (1,117 PD's)

490 Square Miles

67,295 Population

➤ **34 Municipalities** (County, 1 Town, 8 Boroughs & 24 Townships)

- 13 Municipal Police Departments (74 Officers & 4 Civilian Staff)
- PSP covers 20 Municipalities (Full & Part Time Coverage)
- 1 Police Department for every 4,807 residents
- \$4,660,000 Regional Police Budget = **\$172 per Capita**

York County, *Commonwealth* of Virginia (250 PD's)

215 Square Miles

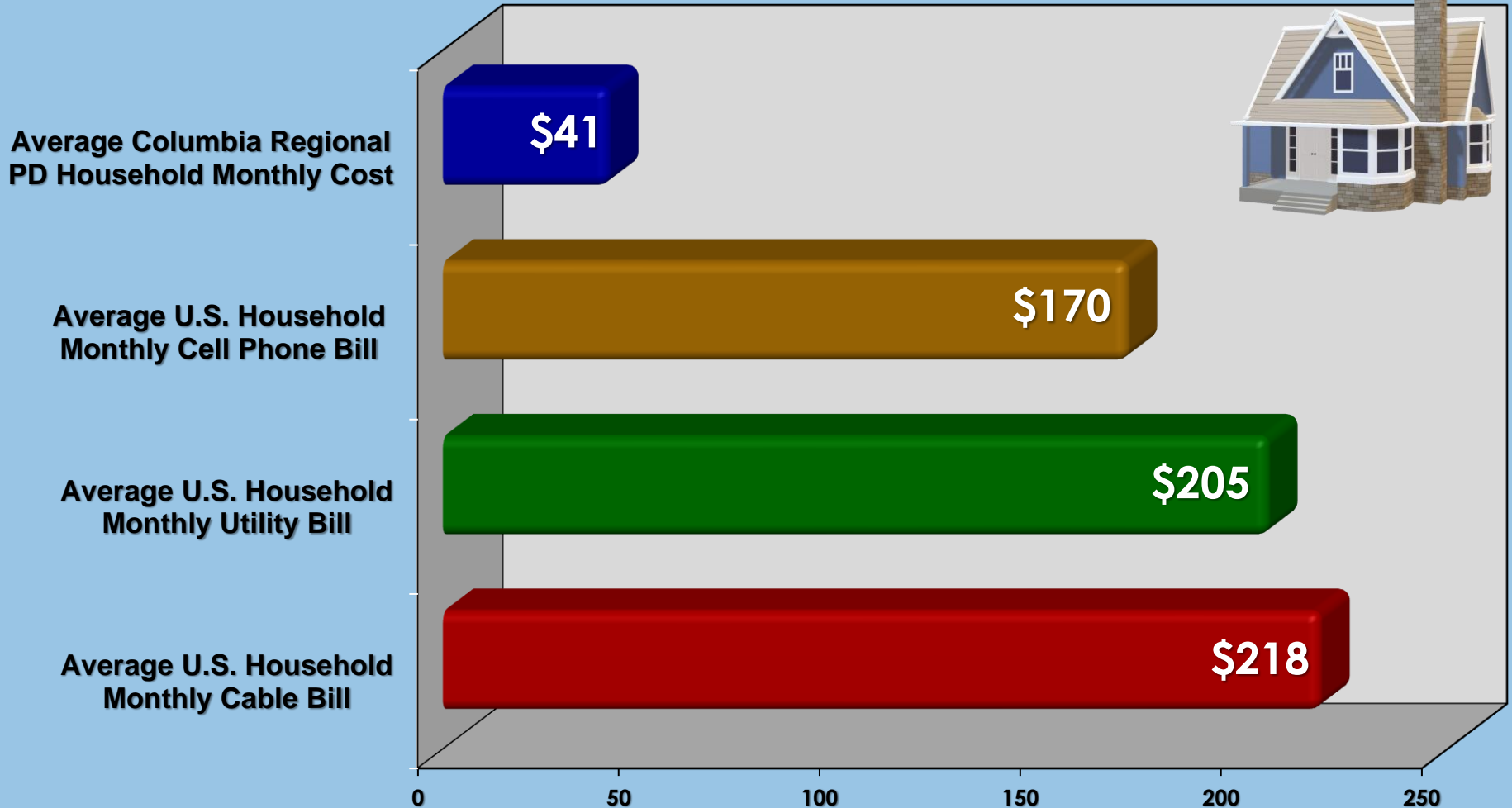
67,982 Population

➤ **1 Municipality** (County Only with 4 Unincorporated Towns)

- York County Sheriff's Department (75 Deputies & 8 Civilian Staff)
- 1 Sheriff's Department for all 67,982 residents
- \$11,124,305 Sheriff's Police Budget = **\$164 per Capita**

Household Cost Comparisons

Some Monthly Household Costs



Vehicles &
Headquarters
Recommendations

Proposed Police Vehicles

(IACP Recommended Ratio is 1.5 to 2.0 Officers per Vehicle)



# Officers	# Vehicles	Ratio
37	21	1.76

Recommended Vehicles for the Regional PD

3 – New 2021 Police SUV's

18 – Retained Vehicles from current PD's

Overall number reduced from current 25 to 21 vehicles


Proposed Police HQ Size & Cost

(IACP Recommended Minimum is 250 SF per Full-Time Employee)

<p>Total FT Police Officers (37) FT Clerical Staff (4)</p>	<p>HQ Size @ 250 sf per Full Time Employee Recommended (41 x 250 sf)</p>	<p>Rental costs for a 64' x 24' modular building for the Detective Unit to be connected to present PD. Plus renovations to the present PD HQ in the Town of Bloomsburg. (New Total = 9,536 sf)</p>
<p>41</p>	<p>10,250</p>	<p>\$25,000</p>



Current Bloomsburg Police Department Headquarters (8,000 sf)




Proposed Regional Police Department HQ with Modular Addition (9,536 sf)



Proposed 64' x 24' Modular Detective Office (1,536 sf)
To be adjacent to the present Bloomsburg PD HQ

Sample Floorplan for proposed 64' x 24' Detective Division HQ (1,536sf)



Detective Division Offices Should Include:

1 – 8' x 12' Sergeant's Office, 4 – 12' x 12' Detective's Offices
6' x 12' Secure Holding Room, Conference Area,
Evidence Storage Closet, Interview / Waiting Areas

Regional Police
Cost Savings
&
Grants



Slate Belt Regional Police Department, Northampton County, PA

Established March 2015 for Pen Argyl Borough, Wind Gap Borough & Plainfield Township

Population 12,453 with 21 Full-Time Officers & 1 Staff (1.7 per 1,000)

- DCED (via the IACP Formula) estimated the annual incidents to be 6,849 ←
- In 2016, the actual reported incidents were 6,691 (-158 or -2%) ←
- In 2018, the actual reported incidents were 7,032 (+183 or +2.5%) ←
- In 2015, DCED estimated the Cost per Officer to be \$107,700
- In 2017, the actual Cost per Officer was \$114,285 (+6% over 3 years)
- From 2016 thru 2019, the total PD budget has increased only 3.35%
- From 2016 thru 2018, the total grant amounts received was \$391,127


Southern Chester County Regional Police Department

20 Full-Time Officers & 2 Staff Personnel (1.2 per 1,000)

Current Population 16,395

Established January, 2017 for

New Garden Township, West Grove Borough & Avondale Borough (Joined 2018)

- **DCED** (via the IACP Formula) estimated the incidents at 8,192 
- In 2017, the actual incidents were 8,472 (+280 or +3%)
- 2017, DCED estimated the Cost per Officer at \$152,000
- 2017, Actual Cost per Officer was \$127,213 (-\$25,000)
- 2017, Grant amounts received were \$138,261
- 2018, PA Dept. of Education grant for SRO - \$60,000
- 2018, U.S. DOJ "COPS" grant for new Officer - \$75,000

Central Bucks Regional Police Department

27 Full-Time Officers & 3 Staff (1.7 per 1,000)

Budget & Grants for 2017 - 2019

2019 Budget = \$5,729,793



- Federal: U.S. DOJ - Officer Body Cameras
- State: DCED - Municipal Police Assistance and Start-up Regionalization Expenses
- State: PCCD - Police Chief's Salary & Benefits (3 years)
- State: PA Liquor Control Board - Underage Drinking and Dangerous Drinking Enforcement
- State: PA grant for \$1.5M toward new PD HQ & Municipal Building in Doylestown Borough
- State: PCCD - \$10,000 grant for Technology Upgrades
- Local: Delaware Valley Insurance Trust - Equipment items

Potential Grants for Future Cost Reductions

- PA DCED Grant for various start-up costs & equipment – *Regional PD's Only*
- PA Crime & Delinquency Grant for Police Chief's salary & benefits – *Regional PD's Only*
- Various Federal and/or State Grants (Body & Car Cameras, Mobile Technology, etc.)
- PA Liquor Control Board Grants (DUI Patrols & Checkpoints, Underage Drinking, etc.)
- Private or Corporate Grants (MADD, SADD, Insurance Companies, Foundations, etc.)
- PA Department of Education Grants (SRO Positions, School Safety Training Programs)
- Casino funded (Local Share Account) Municipal Grants in specifically designated counties
- PA Redevelopment Assistance Capital Program (RACP) – for Facility Improvements
- *The average of the three previously reported Regional PD grants is +/- \$150,000 each year*

Organizational Chart,
Specialized Units,
Patrol Zones
&
Summary

Columbia County Regional Police Commission



Chief of Police

Patrol Captain

Auxiliary Captain



37 Full-Time Officers & 4 Staff

Columbia County Regional Police Commission



Chief of Police

Patrol Captain

Auxiliary Captain



31 FT & 6 PT Officers & 4 Staff

Detective Unit

Procedures for 4 Assigned Detectives & Sergeant

- Investigate/assist with all 1,285+ reported crimes
- Projected caseload of over 300 cases per Detective
- 24-hour "on call" status for serious crimes & processing
- Assist with investigations and arrests at all schools
- Flexible schedules based on investigations and cases
- Full or "soft" uniforms for extra coverage when needed
- Availability to work with other agencies on cases
- Availability to work with State & County Task Forces
- Ability to operate in a separate, secure facility to conduct interviews, arrests, phone calls, meetings, etc.
- Availability to assist with Fatal Traffic Investigations

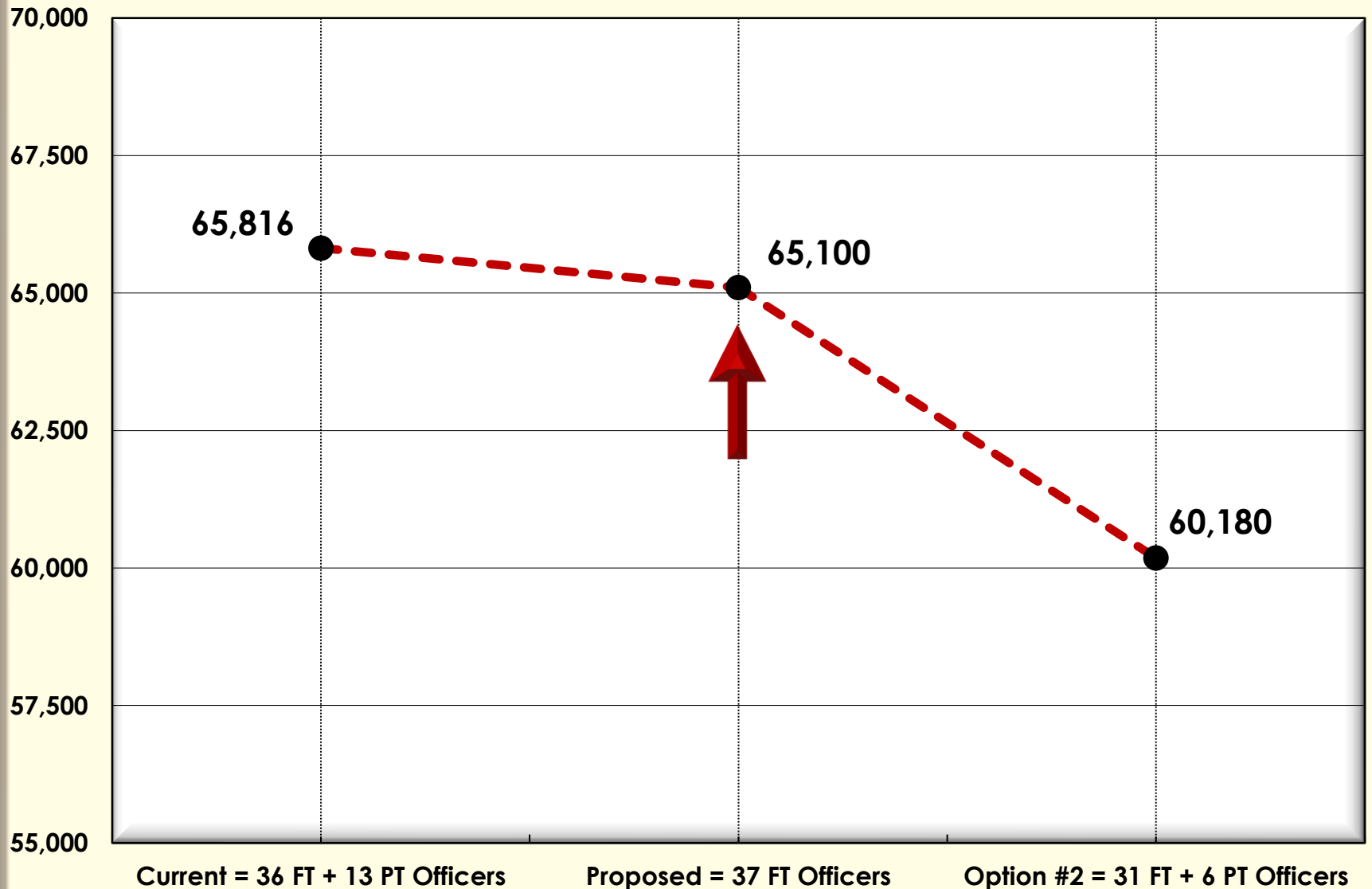
Traffic Unit

Procedures for 4 Assigned Officers & Sergeant

- Traffic Patrols and Enforcement Details
- Additional “Street Coverage” at peak hours
- Supplemental Patrol Zone coverage when needed
- Traffic Checkpoints: Trucks, DUI’s, Seatbelts, etc.
- Bicycle and/or ATV Patrols (Including Parks, Trails & Open Space)
- Special and/or Extra Coverage for Community Events
- Commercial Vehicle Enforcement with PA State Police
- Serious and/or Fatal Accident Investigations
- Specialized Accident Reconstruction Training
- Flexible Schedules & Plainclothes availability if needed



Total Annual Officer's On-Duty Hours



Columbia County

14 Miles
from HQ

8 Municipality
Regional Police Jurisdiction
119.4 Square Miles
27,073 Total Population
+ 8,690 BU Student Population

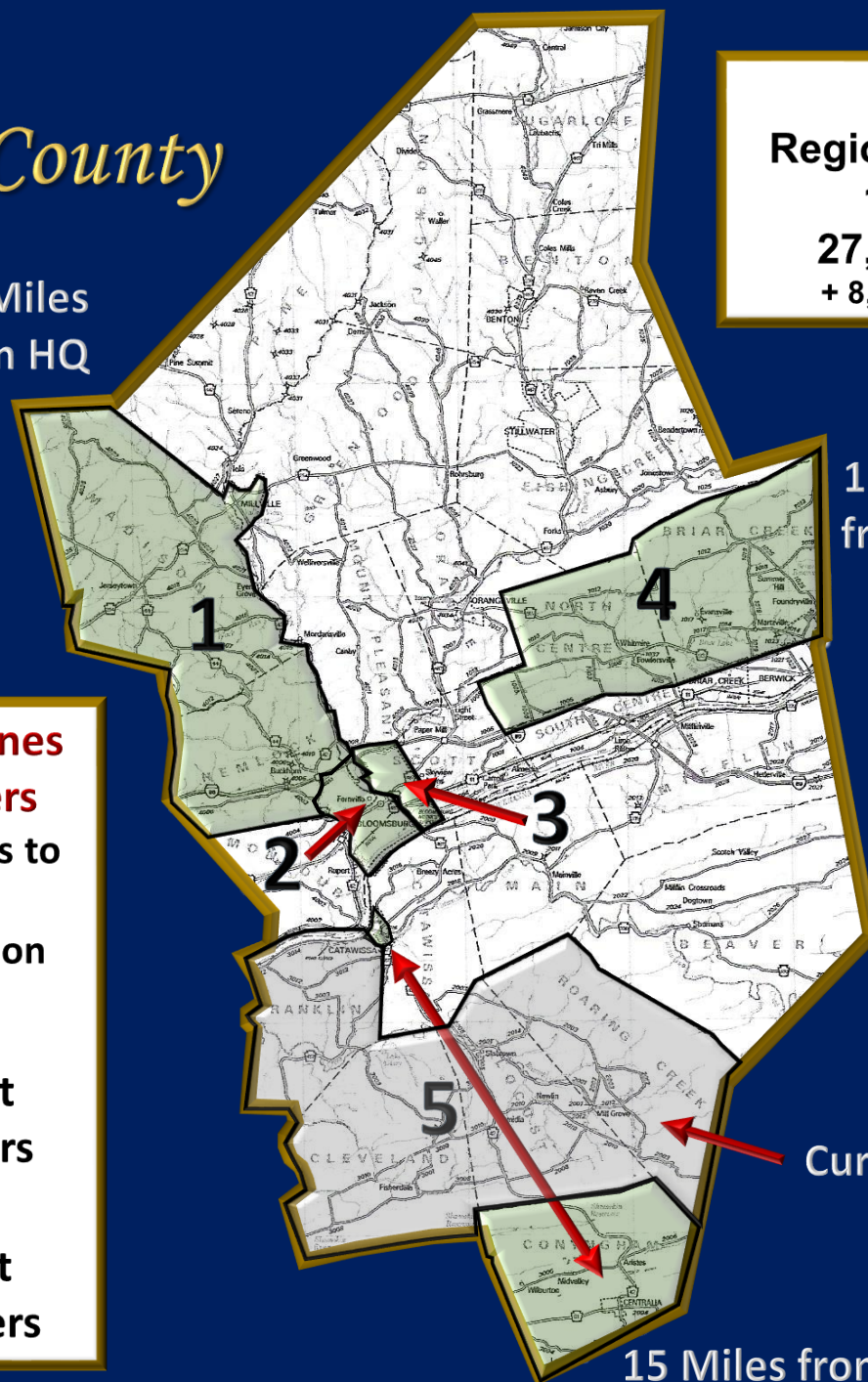
13 Miles
from HQ

5 Primary Patrol Zones
staffed by 9 Officers

... exact configurations to
be determined by
Population Distribution
& Call Volumes

1 Patrol Sergeant
4 – 5 Patrol Officers
+

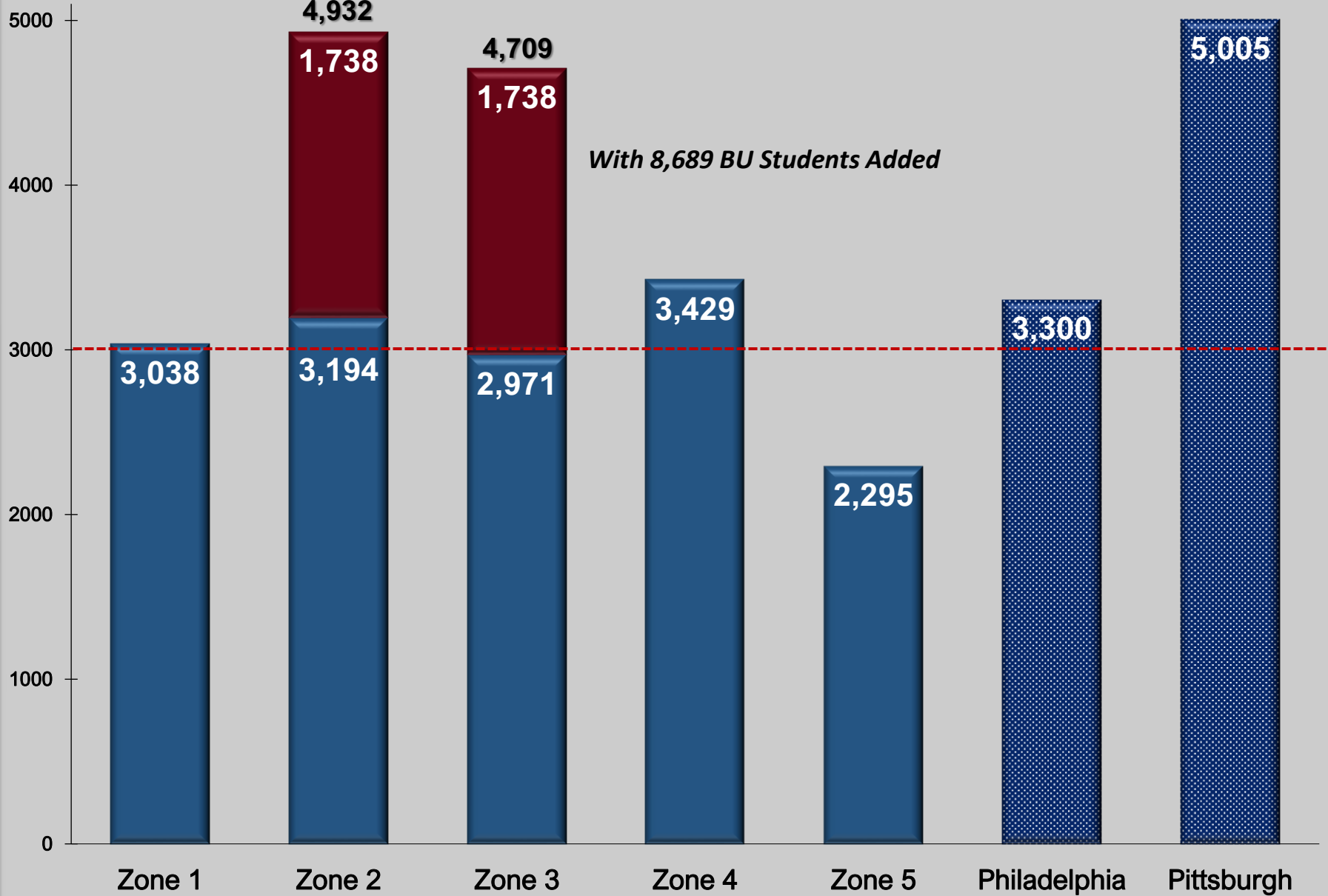
1 Traffic Sergeant
2 – 4 Traffic Officers



Current Locust Twp PD
Coverage Area

15 Miles
from HQ

Residents per Officer in 5 Patrol Zones



Columbia County

14 Miles
from HQ

Revised 6 Municipality
Regional Police Jurisdiction
94.9 Square Miles
24,778 Total Population
+ 8,689 BU Student Population

13 Miles
from HQ

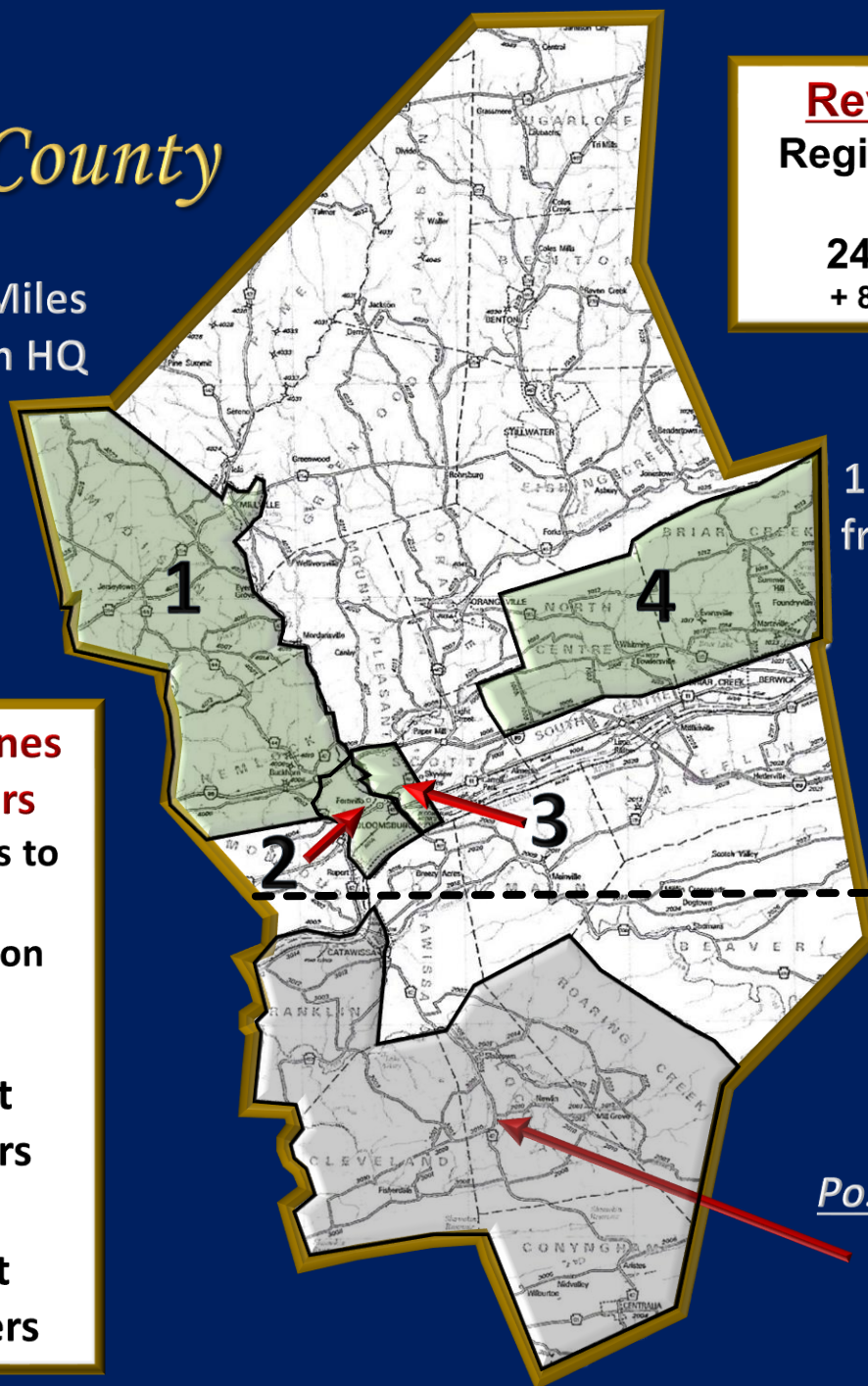
4 Primary Patrol Zones staffed by 9 Officers

... exact configurations to
be determined by
Population Distribution
& Call Volumes

1 Patrol Sergeant
4 – 5 Patrol Officers

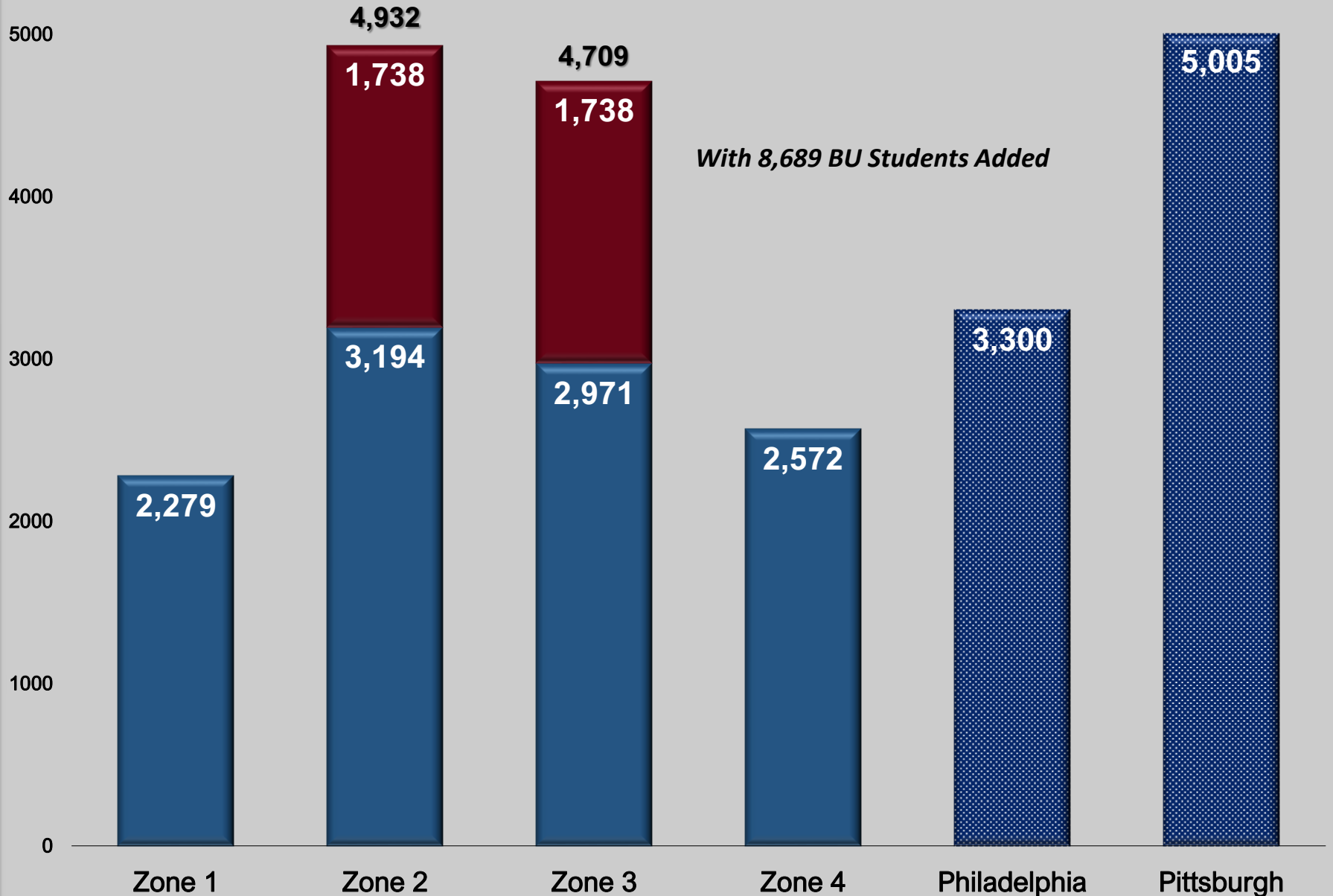
+

1 Traffic Sergeant
2 – 4 Traffic Officers



Possible Future Locust Twp
PD Coverage Area
With 6 Municipalities

Residents per Officer in 4 Patrol Zones



Summary of the Proposed Regional Police Department

- 37 Full-Time Officers including:



- 1 Chief of Police
- 2 Captains (Patrol and Auxiliary Services)
- 6 Sergeants (4 Patrol; 1 Traffic; 1 Detective)
- 20 Patrol Officers
- 4 Traffic / Patrol Officers
- 4 Detectives
- 4 Clerical Staff Personnel

- Updated, centrally located 9,536 sf Regional Police Headquarters
- Increased patrol coverage & response times to calls for service
- 5 Patrol Zones staffed with an average of 9 officers per shift
- 21 Police Vehicles including 3 new Marked Police SUV's
- Standardized Uniforms, Vehicles, Equipment, Reports & Policies
- Eligibility for various State and/or Federal Grants
- Daily per Capita Cost of .47 or .42 per person

The Governor's Center for Local Government Services, and the project consultant, Chief Joseph L. Kirschner (Ret.), would like to thank the various government officials from the participating municipalities for their excellent cooperation and assistance in the timely completion of this regional study.



The Governor's Center for Local Government Services

Richard P. Vilello, Jr., Deputy Secretary
Community Affairs and Development

C. Kim Bracey, Executive Director
Governor's Center for Local Government Services

Madra Clay, Local Government Policy Manager

Chief Joseph L. Kirschner (Ret.), Police Consultant